



# Orangewood

2023-2024 Student Survey  
Fall 2023

# Summary

Topic Description	Results	Comparison
Academic preparation	92%	91% Washington Elementary School District
School Climate Perceptions of the overall social and learning climate of the school.	76%	77% Washington Elementary School District
School Safety Perceptions of student physical and psychological safety at school.	69%	70% Washington Elementary School District
School operations	77%	75% Washington Elementary School District
Self-Management How well students manage their emotions, thoughts, and behaviors in different situations.	69%	70% Washington Elementary School District
Social Awareness		



# Academic preparation

Your average

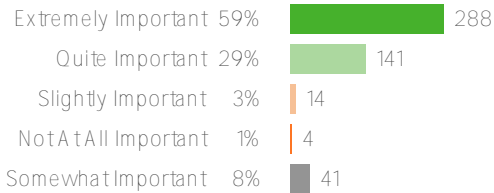
# 92%

491 responses

District average: 91% Washington Elementary School District

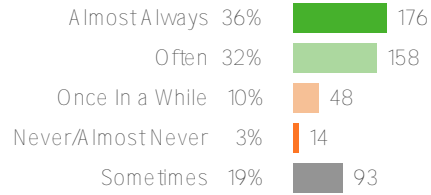
How did people respond?

Q.1: How important is it to you to do well in your classes?



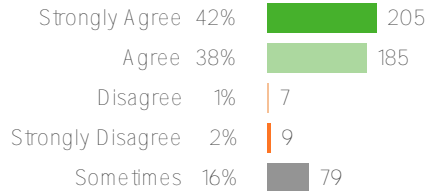
Favorable: 96%

Q.2: My teachers tell me that I can do well in school.



Favorable: 84%

Q.3: My classes are preparing me to do well in the next grade.



Favorable: 96%

# School Climate

Your average

76%

491 responses

District average: 77% Washington Elementary School District

---

# School Safety

Your average

69%

4





# Self-Management

Your average

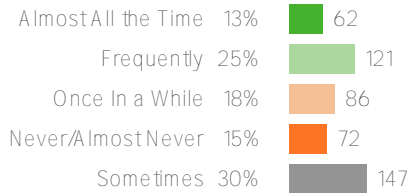
# 69%

491 responses

District average: **70%** Washington Elementary School District

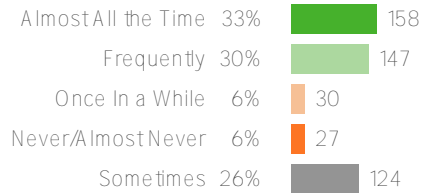
How did people respond?

Q.1: How often do you remain calm, even when someone is bothering you or saying bad things?



Favorable: **54%**

Q.2: How often do you allow others to speak without interruption?



Favorable: **84%**



# Social Awareness

Your average

78%


491 responses

District average: 79% Washington Elementary School District

How did people respond?

0% æ Û

Favorable: 8









# Supportive Relationships

Your average

0

